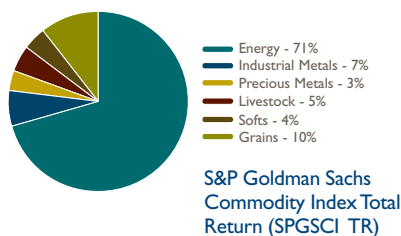
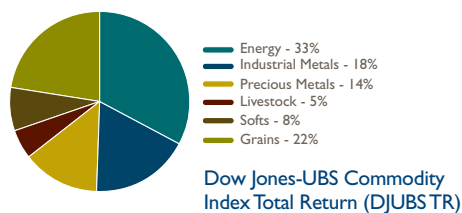
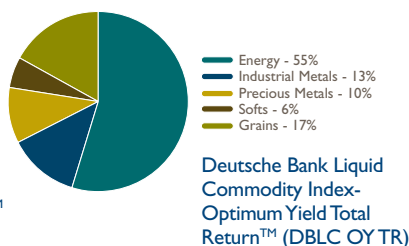
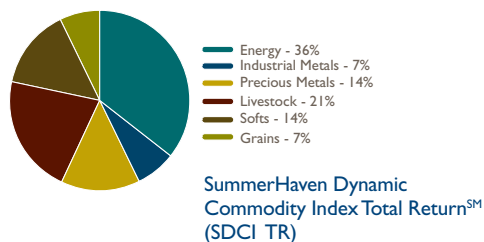


## Sector Allocation & Index Comparisons



## Fund Performance

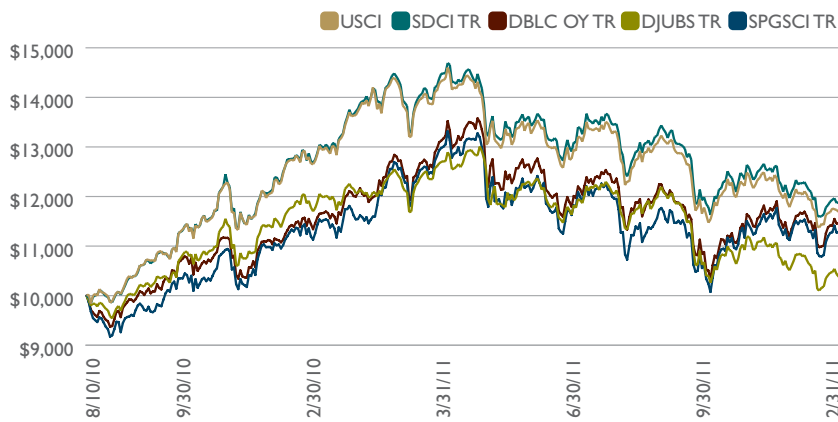
	1 month	3 month	Year-to-Date	1 year	Since Inception*
<b>USCI (NAV)</b>	-3.72%	0.02%	-9.17%	-9.17%	16.94%
<b>Share Price</b>	-3.92%	0.38%	-9.50%	-9.50%	16.74%
<b>SDCI TR</b>	-3.50%	0.47%	-8.03%	-8.03%	19.02%

The performance quoted represents past performance, does not guarantee future results and current performance may be lower or higher than the data quoted.

The Fund's net asset value per share ("NAV") is calculated by dividing the value of the Fund's total assets less total liabilities by the number of shares outstanding. Share Price returns are based on closing prices for the funds and do not represent the returns an investor would receive if shares were traded at other times.

\* USCI commenced operations on 8/10/2010.

## Growth of a \$10,000 Investment



## Fund Data

Ticker Symbol	USCI
NAV	\$58.47
Shares Outstanding	6,000,000
CUSIP	911717106
Primary Exchange	NYSE Arca
Total Expense Ratio	1.15%*

\* Brokerage commissions and trading expenses apply, for additional information please refer to the Breakeven Analysis section of the prospectus.

## Index Volatility (2002-2011)

SDCI TR	19.76%
DBLC OY TR	20.44%
DJUBSTR	21.61%
SPGSCI TR	29.27%

## Fund Benefits

- USCI permits commodity exposure without using a commodity futures account.
- USCI seeks to provide a vehicle to take directional positions on commodity prices.
- USCI offers the convenience of an exchange-traded security (NYSE Arca).
- USCI provides equity-like order flexibility, including market, limit, stop, stop limit and Good-Til-Cancelled (GTC) orders.
- USCI provides market price, NAV and portfolio holdings on a daily basis.

This chart shows how a hypothetical investment of \$10,000 in the Fund at its inception would have performed versus an investment in the Fund's benchmark index. The values indicate what \$10,000 would have grown to over the time period indicated. The hypothetical example does not represent the returns of any particular investment.

USCI is not a mutual fund or any other type of Investment Company within the meaning of the Investment Company Act of 1940, as amended, and is not subject to regulation there under.

This investment is not suitable for all investors. Commodity trading is highly speculative and USCI is likely to be volatile and could suffer from periods of prolonged decline in value.

## Fund Description

- The United States Commodity Index Fund (“USCI”) is an Exchange Traded Fund that seeks to have the daily changes in percentage terms of its Units’ net asset value (“NAV”) reflect the daily changes in percentage terms of the SummerHaven Dynamic Commodity Index Total Return (the “Commodity Index”), less USCI’s expenses. The Commodity Index is comprised of 14 Futures Contracts that will be selected on a monthly basis from a list of 27 possible Futures Contracts. The Commodity Index is rules-based and rebalanced monthly based on observable price signals. In this context, the term “rules-based” is meant to indicate that the composition of the Commodity Index in any given month will be determined by quantitative formulas relating to the prices of the futures contracts that relate to the commodities that are eligible to be included in the Commodity Index.
- The Commodity Index is composed of physical non-financial commodity futures contracts with active and liquid markets traded upon futures exchanges in major industrialized countries. The futures contracts are denominated in US dollars and weighted equally by notional amount. The Commodity Index reflects commodities in six commodity sectors: energy (e.g., crude oil, natural gas, heating oil, etc.), precious metals (e.g., gold, silver, platinum), industrial metals (e.g., zinc, nickel, aluminum, copper, etc.), grains (e.g., wheat, corn, soybeans, etc.), softs (e.g., sugar, cotton, coffee, cocoa), and livestock (e.g., live cattle, lean hogs, feeder cattle).

## Disclosures

- **Commodity prices and futures generally are volatile and are not suitable for all investors. USCI is speculative and involves a high degree of risk. An investor may lose all or substantially all of an investment in USCI. Funds that focus on a single sector generally experience greater volatility.**
- Units of USCI may be purchased or sold throughout the day through any brokerage account, which will result in typical brokerage commissions. However, only authorized participants may create units directly from or redeem units directly to USCI, in large block creation/redemption baskets.
- USCI could terminate at any time and cause the liquidation of your investment which may upset the overall maturity and timing of your investment portfolio. An unanticipated number of redemption requests during a short period of time could have an adverse effect on the NAV of USCI.
- USCI may not earn trading gains sufficient to compensate for the fees and expenses that it must pay, and as such, it may not earn any profit. You should not invest in USCI if you will need cash distributions from USCI to pay taxes on your share of income and gains of USCI, if any, or for any other reason.

***This material must be preceded or accompanied by a prospectus. Please read it carefully before investing or sending money.***

The United States Commodity Index Fund is distributed by ALPS Distributors, Inc., administered by Brown Brothers Harriman & Co. and United States Commodity Funds LLC is the Sponsor.

For additional information contact: ALPS Distributors, Inc. 1290 Broadway, Suite 1100, Denver, Colorado 80203, call 1.800.920.0259 or visit [www.unitedstatescommodityindexfund.com](http://www.unitedstatescommodityindexfund.com).

*Indices are unmanaged and do not reflect the deduction of any fees, expenses or taxes; individuals cannot invest directly in an Index.*

*Shares of the Fund are not FDIC insured, may lose value and have no bank guarantee.*

## Definitions

**SummerHaven Dynamic Commodity Total Return<sup>SM</sup> (SDCI TR)** - A broad-based commodity index consisting of 14 different commodities from a possible universe of 27 commodities across 6 sectors. The index is rebalanced monthly and a Treasury bill is added to the return to reflect interest earned on margin. An investor cannot invest directly in an index.

**Deutsche Bank Liquid Commodity Index-Optimum Yield Total Return<sup>TM</sup> (DBLC OY TR)** - A rules-based index composed of futures contracts on 14 of the most heavily-traded and important physical commodities in the world - crude oil, heating oil, gold, aluminum, corn and wheat.

**Dow Jones-UBS Commodity Index Total Return (DJUBS TR)** - A broadly diversified index that allows investors to track commodity futures through a single, simple measure. The index is designed to minimize concentration in any one commodity or sector. It currently has 19 commodity futures in seven sectors.

**S&P Goldman Sachs Commodity Index Total Return (SPGSCI TR)** - A registered trademark of Goldman, Sachs & Co. It is a composite index of commodity sector returns representing an unleveraged, long-only investment in commodity futures that is broadly diversified across the spectrum of commodities. The returns are calculated on a fully collateralized basis with full reinvestment.

**Volatility** - A statistical measure of the dispersion of returns for a given security or market index. Volatility can either be measured by using the standard deviation or variance between returns from that same security or market index. Commonly, the higher the volatility, the riskier the security.

